


# SUBMITTAL SHEET



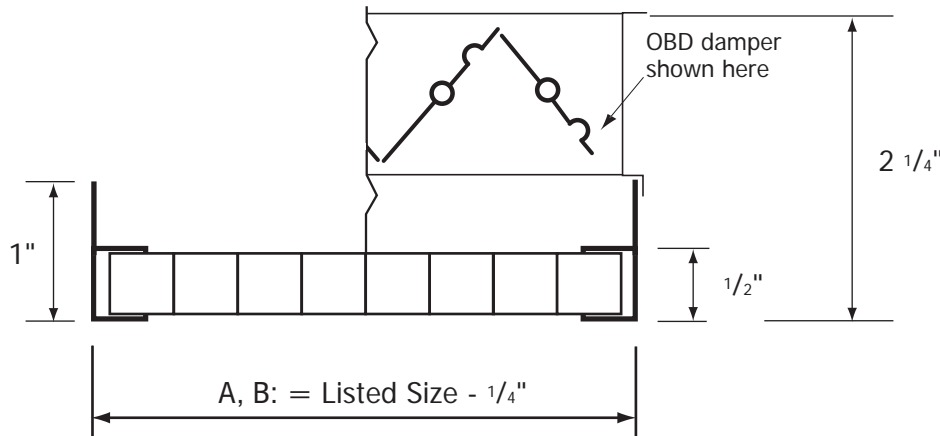
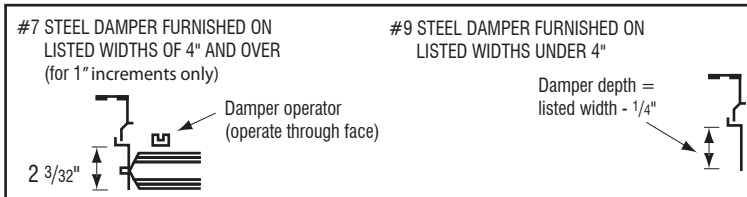
N° ERU / ERU7

## Eggcrate Return Grille with "U" Frame

**Material:** All aluminium construction.  
**Mounting:** T-bar lay-in.  
**Grid core:** Aluminum 1/2" x 1/2" x 1/2".



**ERU / ERU7**  
 (ERU 2424 shown here)



✓	Model #	Face Dim. A x B	Neck
	ERU 1212	11 <sup>3</sup> / <sub>4</sub> " x 11 <sup>3</sup> / <sub>4</sub> "	12" x 12"
	ERU 2412	23 <sup>3</sup> / <sub>4</sub> " x 11 <sup>3</sup> / <sub>4</sub> "	24" x 12"
	ERU 2424	23 <sup>3</sup> / <sub>4</sub> " x 23 <sup>3</sup> / <sub>4</sub> "	24" x 24"
	ERU 4812	47 <sup>3</sup> / <sub>4</sub> " x 11 <sup>3</sup> / <sub>4</sub> "	48" x 12"
	ERU 4824	47 <sup>3</sup> / <sub>4</sub> " x 23 <sup>3</sup> / <sub>4</sub> "	48" x 24"
	ERU7 1212	11 <sup>3</sup> / <sub>4</sub> " x 11 <sup>3</sup> / <sub>4</sub> "	12" x 12"
	ERU7 2412	23 <sup>3</sup> / <sub>4</sub> " x 11 <sup>3</sup> / <sub>4</sub> "	24" x 12"
	ERU7 2424	23 <sup>3</sup> / <sub>4</sub> " x 23 <sup>3</sup> / <sub>4</sub> "	24" x 24"
	ERU7 4812	47 <sup>3</sup> / <sub>4</sub> " x 11 <sup>3</sup> / <sub>4</sub> "	48" x 12"
	ERU7 4824	47 <sup>3</sup> / <sub>4</sub> " x 23 <sup>3</sup> / <sub>4</sub> "	48" x 24"

Custom dimensions available upon request.  
 All dimensions in inches.

Finish	
<input type="checkbox"/> White	<input type="checkbox"/> Custom _____ <small>(please specify)</small>

Job: \_\_\_\_\_

Architect: \_\_\_\_\_

Engineer: \_\_\_\_\_

Contractor: \_\_\_\_\_