

MODELS PRMF-PRIF-PRTF

FOR TEE BAR LAY-IN INSTALLATIONS


Series **PR** filter grilles match in appearance perforated face supply diffusers series PS.

The grille consists of a heavy gauge steel perforated face with 3/16" D. round holes on 1/4" staggered centers (53% free area) which swings in or out of the fixed back pan for easy access to the 1" filter 20" x 20" (supplied by others). Two locking arms opposite to the two concealed hinges provide secure locking of the grille in an unobtrusive manner.


Model **PRMF** has steel back pan with 20" x 20" square filter frame, heavy gauge steel reinforcing corners equivalent to 18 ga. so as to minimize damage due to handling. Extruded round collars will accommodate ducts 6", 8", 10", 12" & 14" D.

Model **PRIF** has an insulated back pan consisting of a fixed extruded aluminum frame and a molded fiberglass pan suitable for round ducts connections up to 14" D. and scored for easy cutting of collar opening. The extruded aluminum frame has sturdy corners so as to minimize damage due to handling.


Model **PRTF** has a square filter frame to accommodate 1" filters 20" x 20" and ducts of same listed size. The extruded aluminum frame has sturdy corners so as to minimize damage due to handling.



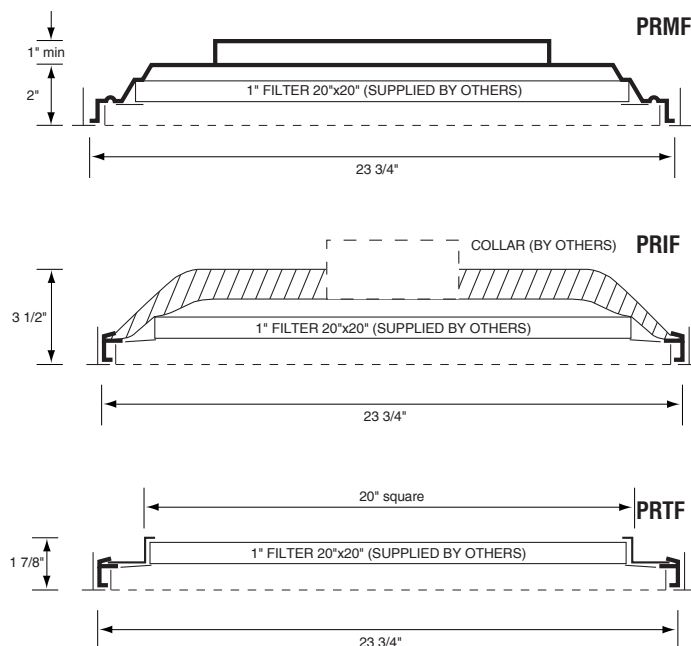
PRMF



PRIF



PRTF



HOW TO ORDER

M	For metal back pan	PR M F	24 08
I	For molded f. glass back pan		
T	For rectangular duct connection		
			Collar Size
			24" x 24" Face Size