
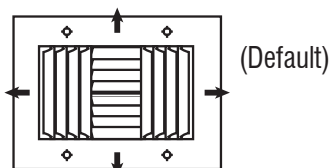
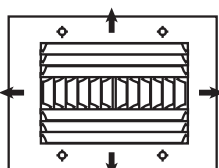


## 4 Way Adjustable Curved Blade Supply Grille Recessed Blades

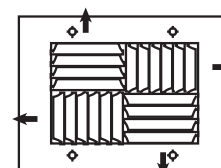
- Material:** Extruded aluminum with mechanically fastened corners.
- Mounting:** Drywall or any surface mounting. Countersunk mounting holes on frame.
- Air Pattern:** 360° Diffusion. Adjustable blades 2/3" spacing.


**GCB40**

**Standard Discharge Pattern**

- GCB40-WS**
- GCB47-WS** With OBD


**Alternate Discharge Pattern (long)**

- GCB40-WL**
- GCB47-WL** With OBD


**Alternate Discharge Pattern**

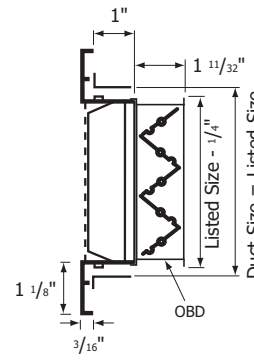
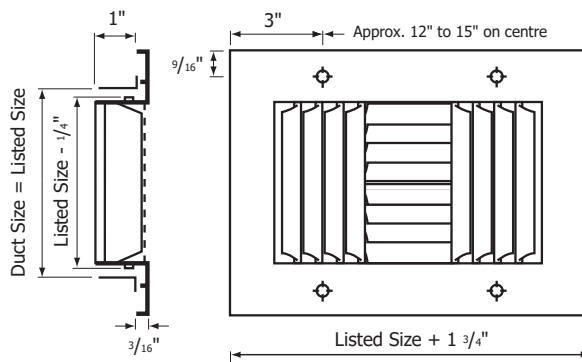
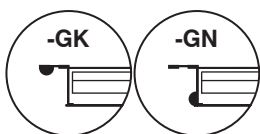
- GCB40-WA**
- GCB47-WA** With OBD

### Blade Deflection Options

- Adjustable Blades** (default) -AB
- Fixed Blades** -FB

### Options

- Supplied w/sub frame** -SF
- Debris (Bird) Screen** -DS
- Insect Screen** -IS
- Flange Gasket** -GK
- Neck Gasket** -GN
- One Piece** -U



### Finish

<input type="checkbox"/> /W White (default)	<input type="checkbox"/> /B Brushed Aluminium	<input type="checkbox"/> /M Mill Finish	<input type="checkbox"/> /L Brushed and Lacquered	<input type="checkbox"/> <b>Custom</b> (Please Specify)
--	--	--	--	--

### Panel Option for T-bar lay-in Ceiling

	Steel (WxH)	Aluminum (WxH)
<input type="checkbox"/>	-X1212	-Y1212
<input type="checkbox"/>	-X1224	-Y1224
<input type="checkbox"/>	-X2412	-Y2412
<input type="checkbox"/>	-X2424	-Y2424
<input type="checkbox"/>	-X2448	-Y2448
<input type="checkbox"/>	-X4824	-Y4824
<input type="checkbox"/>	-X2020	-Y2020

No fastening options available

### Fastening Method

<input type="checkbox"/> <b>-1</b> No Fastening 	<input type="checkbox"/> <b>-2</b> Spring clip 	<input type="checkbox"/> <b>-3</b> Screw holes (Default) 
---	--	--

Schedule type: \_\_\_\_\_

Job: \_\_\_\_\_

Architect: \_\_\_\_\_

Engineer: \_\_\_\_\_

Contractor: \_\_\_\_\_