

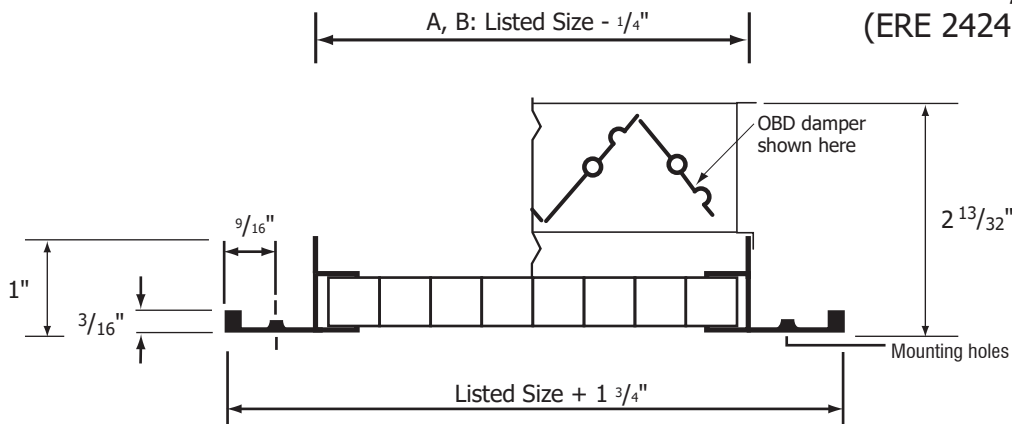
Eggcrate Return Grille for Surface Mount



Material: All aluminium construction.
Mounting: Drywall or any surface mounting.
 Countersunk mounting holes on frame.
Grid core: Aluminum $1/2" \times 1/2" \times 1/2"$.

ERE (without OBD damper) **ERE7** (with OBD damper)

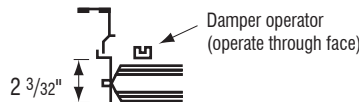
ERE / ERE7
 (ERE 2424 shown here)



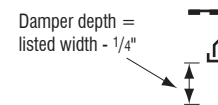
Size limits	Width A		Height B	
	in	mm	in	mm
Minimum	4	102	4	102
Maximum	48	1219	48	1219

Options	
<input type="checkbox"/> -GK	<input type="checkbox"/> -GN
Flange Gasket	Neck Gasket

#7 STEEL DAMPER FURNISHED ON LISTED WIDTHS OF 4" AND OVER (for 1" increments only)



#9 STEEL DAMPER FURNISHED ON LISTED WIDTHS UNDER 4"



Panel Option for T-bar lay-in Ceiling

	Steel (WxH)	Aluminum (WxH)
	<input type="checkbox"/> -X1212	<input type="checkbox"/> -Y1212
	<input type="checkbox"/> -X1224	<input type="checkbox"/> -Y1224
	<input type="checkbox"/> -X2412	<input type="checkbox"/> -Y2412
	<input type="checkbox"/> -X2424	<input type="checkbox"/> -Y2424
	<input type="checkbox"/> -X2448	<input type="checkbox"/> -Y2448
	<input type="checkbox"/> -X4824	<input type="checkbox"/> -Y4824
	<input type="checkbox"/> -X2020	<input type="checkbox"/> -Y2020

No fastening options available

Finish	
<input type="checkbox"/> /W White (default)	<input type="checkbox"/> Custom _____ (please specify)

Schedule type: _____

Job: _____

Architect: _____

Engineer: _____

Contractor: _____