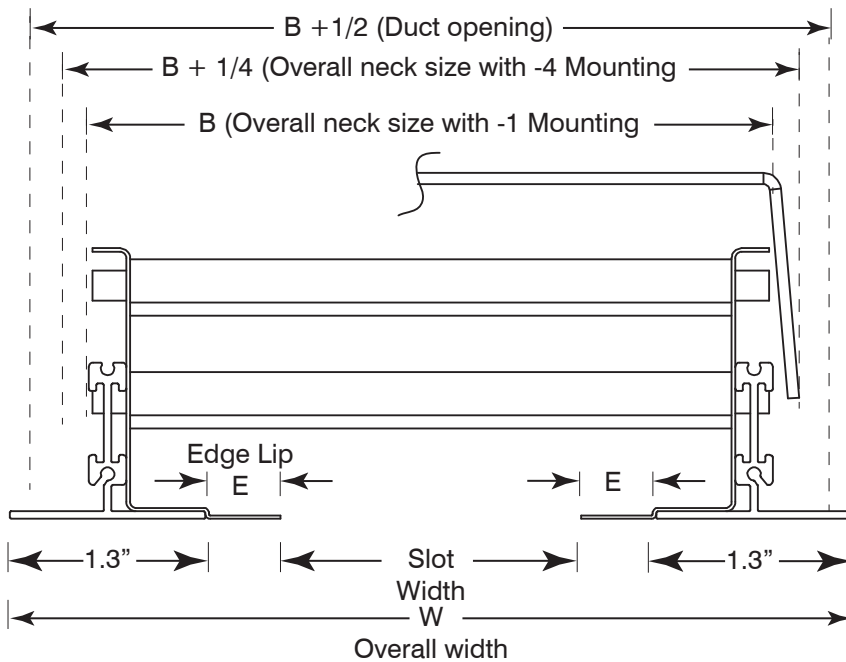


LineAirFlow Diffuser - 1 Slot

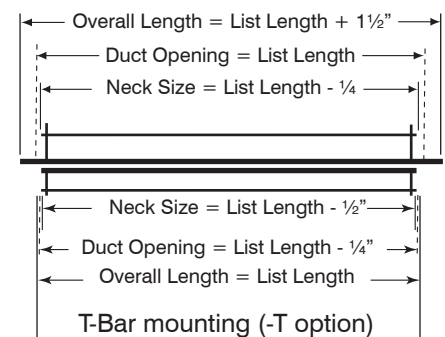
Material: Extruded aluminum construction
Mounting: Surface or Lay-in T-bar ceiling.
 Plaster-in Frame (Tape & Spackle)



ALF10 / ALF17 / ALF18
 (ALF17 shown here)



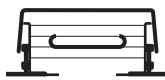
Surface mounting (-E and -P options)



Neck Size = List Length - 1/4"
 (only with -T option) Neck Size = List Length - 1/2"



ALF10
 without pattern-control damper



ALF17
 with high-flow slider



ALF18
 with jet-flow baffles

| Mounting | | |
|---|---|---|
| <input type="checkbox"/> -P Plaster-In Frame | <input type="checkbox"/> -E Surface Mounting | <input type="checkbox"/> -T T-Bar mounting |
| | | |
| Fastening Method | | |
| <input type="checkbox"/> -1 No Fastening | <input type="checkbox"/> -3 Mounting Hole | <input type="checkbox"/> -4 Concealed |
| | <p>Only with -3</p> | <p>5/8"</p> |

| Option LS | |
|---|--|
| Optional Return Hood/Light Shield Model | |
| <input type="checkbox"/> -LS | |
| Finish | |
| <input type="checkbox"/> /W White (Default) | <input type="checkbox"/> /C Custom (Please Specify) |



| ✓ | SLOT WIDTH | B | W | C | E | H |
|---|------------|-------|------|-------|-------|------|
| | 1 | 2.55" | 3.6" | 1.5" | 0" | 3.5" |
| | 1.5 | 3.55" | 4.6" | 1.5" | 0.25" | 3.5" |
| | 2 | 4.55" | 5.6" | 1.75" | 0.5" | 3.5" |
| | 2.5 | 5.55" | 6.6" | 1.75" | 0.75" | 3.5" |
| | 3 | 6.55" | 7.6" | 1.75" | 1" | 3.5" |

Schedule type: _____
 Job: _____
 Architect: _____
 Engineer: _____
 Contractor: _____