
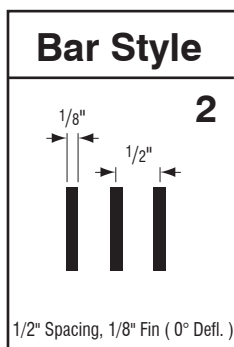
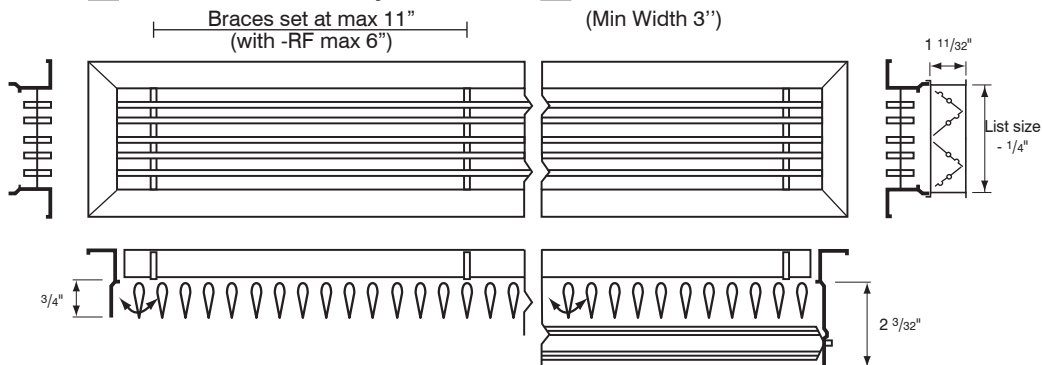


## ALB Architectural Linear Bar Grille

**Material:** Extruded aluminum  
Lengths over 72 inches supplied as multiple sections

**Opposed Blade Damper (optional):**  
Galvanized steel construction  
Key-operated through grille face


**ALB20 / ALB27**

 **ALB20 = Grille Only**
 **ALB27 = Grille + OBD**  
(Min Width 3")

 **ALB20-L = Grille + Air Equalizing Deflector**  
(Min Width 4")

 **ALB27-L = Grille + OBD + Air Equalizing Deflector**  
(Min Width 4")

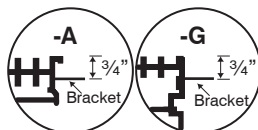
Margin Style			
<input type="checkbox"/> <b>-A</b> Listed + 9/32" 9/16" Listed - 1/4" N/A with -3, -5, -RM, -SB	<input type="checkbox"/> <b>-B</b> Listed + 7/8" 7/8" Listed - 1/4" N/A with -5, -SB, -RM	<input type="checkbox"/> <b>-E</b> Listed + 1 1/4" 1 1/16" Listed - 1/4" N/A with -5, -SB, -RM	<input type="checkbox"/> <b>-F</b> Listed + 1 3/8" 1" Listed - 1/4" ONLY with -1, -3, -5, -RM
<input type="checkbox"/> <b>-G</b> Listed - 1/4" 3/16" Listed - 1/4" ONLY with -1, -5, -RM, -SB	<input type="checkbox"/> <b>-R</b> Listed + 1 1/4" 1 1/16" Listed - 1/4" N/A with -5, -SB, -RM	<input type="checkbox"/> <b>-T</b> Listed - 1/4" 1 1/16" Listed - 1 3/4" N/A with -2, -3, -5, -SB, -RM	<input type="checkbox"/> <b>-P Plaster-In Frame</b> Listed + 1 1/4" Plaster Gyproc Listed - 1/4" ONLY with -1, -5, -RM

Fastening Method	
<input type="checkbox"/> <b>-1 No Fastening</b> N/A with -RM	<input type="checkbox"/> <b>-2 Spring clip</b> N/A with -F, -G, -P, -T
<input type="checkbox"/> <b>-3 Screw</b> N/A with -A, -G, -T	<input type="checkbox"/> <b>-4 Concealed</b> N/A with -F, -G, -P Min Width 4"
<input type="checkbox"/> <b>-5 Core spring clips</b> Only with combined -RM and frames -F, -G, -P	

Finish					
<input type="checkbox"/> <b>/W</b> White (Default)	<input type="checkbox"/> <b>/M</b> Mill Finish	<input type="checkbox"/> <b>/A</b> Anodized	<input type="checkbox"/> <b>/B</b> Brushed Aluminum N/A with -G, -R	<input type="checkbox"/> <b>/L</b> Brushed & Lacquered N/A with -G, -R	<input type="checkbox"/> <b>/C Custom</b> (Please Specify)



- Security Ceiling Wire -CW**
- Mounting Brackets for Sheetrock -SB**  
(3/4" from the face) Only w/ -A -G
- Reinforced Floor Application -RF**  
(6" max width recommended for high traffic, 8" max width for occasional traffic)
- Removable Core Application -RM**  
Only w/ -F, -G
- Frame Gasket -GK**
- Vertical Bars -V**



Up to 1/8 inch increments without damper.  
Dimensions shown contain expansion tolerances based on temperature rise of 40°F above the ambient temperature at which the material is fabricated.

Schedule Type: \_\_\_\_\_

Project: \_\_\_\_\_

Architect: \_\_\_\_\_

Engineer: \_\_\_\_\_

Contractor: \_\_\_\_\_