


## Filter Return Grille for T-Bar Mount


- Material:** Aluminum frame and fins  
Hinged extrusion on one end, easy pry-open or push-close clip
- Mounting:** Lay-in T-bar ceiling.  
No mounting holes on sub-frame.
- Grille core:** Fin spacing: 2/3"
- Filter:** 1" filter: Listed size - 9/32" (supplied by others)



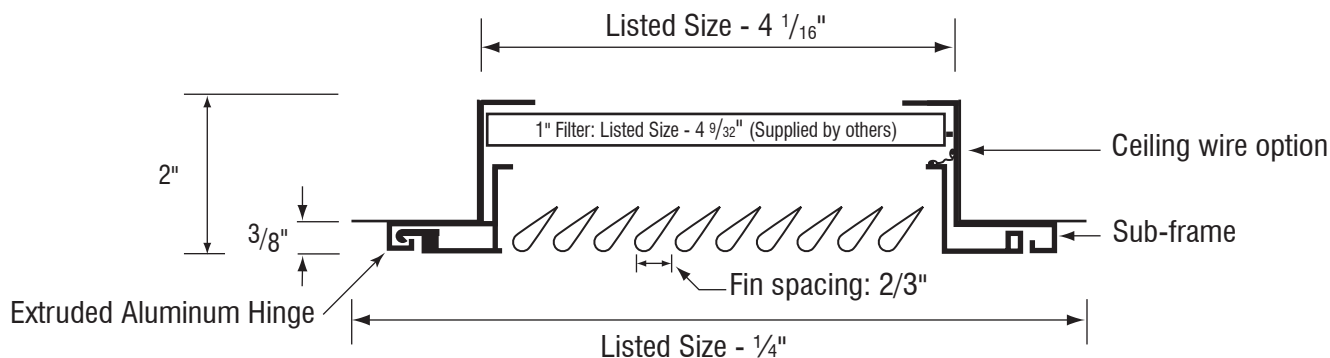
**FGRT**



**FGRT**



**FGRT-V**



Filter Options			Fin
<input type="checkbox"/> <b>-F0</b> No Filter <small>N/A with -C</small>	<input type="checkbox"/> <b>-F2</b> 2" Filter	<input type="checkbox"/> <b>-F4</b> 4" Filter	<input type="checkbox"/> <b>-FB</b> 0° deflection

Options		
<input type="checkbox"/> <b>-CW</b> Security Ceiling Wire	<input type="checkbox"/> <b>-DS</b> Debris (Bird) Screen	<input type="checkbox"/> <b>-IS</b> Insect Screen

Panel Option for T-bar lay-in Ceiling		
	Steel (WxH)	Aluminum (WxH)
<p>No mounting options available</p>	<input type="checkbox"/> <b>-X1212</b>	<input type="checkbox"/> <b>-Y1212</b>
	<input type="checkbox"/> <b>-X2412</b>	<input type="checkbox"/> <b>-Y2412</b>
	<input type="checkbox"/> <b>-X2424</b>	<input type="checkbox"/> <b>-Y2424</b>
	<input type="checkbox"/> <b>-X4824</b>	<input type="checkbox"/> <b>-Y4824</b>
	<input type="checkbox"/> <b>-X2020</b>	<input type="checkbox"/> <b>-Y2020</b>

Latching Options			
<input type="checkbox"/> <b>-C</b> (Default) Concealed Clip <small>Easy pry-open push-close clip</small>	<input type="checkbox"/> <b>-S</b> Screen Tabs <small>Coming Soon</small>	<input type="checkbox"/> <b>-TS</b> Thumb Screw	<input type="checkbox"/> <b>-CS</b> Countersunk Screw

Finish		
<input type="checkbox"/> <b>/W</b> White (Default)	<input type="checkbox"/> <b>/M</b> Mill	<input type="checkbox"/> <b>Custom</b> (Please Specify)



Schedule type: \_\_\_\_\_

Job: \_\_\_\_\_

Architect: \_\_\_\_\_

Engineer: \_\_\_\_\_

Contractor: \_\_\_\_\_