
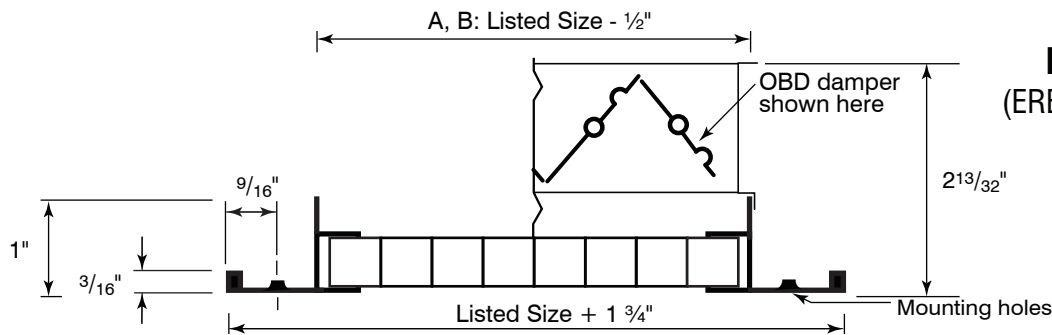


Egg Crate Return Grille for Surface Mount

- Material:** All aluminium construction.
- Mounting:** Drywall or any surface mounting.
Countersunk mounting holes on frame.
- Grid core:** Aluminum 1/2" x 1/2" x 1/2".



- ERE** (without OBD damper) **ERE7** (with OBD damper)

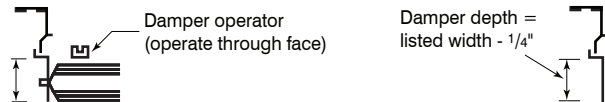


ERE / ERE7
(ERE 2424 shown here)

Size limits	Width A		Height B	
	in	mm	in	mm
Minimum	4	102	4	102
Maximum	48	1219	48	1219

#7 STEEL DAMPER FURNISHED ON LISTED WIDTHS OF 4" AND OVER (for 1" increments only)

#9 STEEL DAMPER FURNISHED ON LISTED WIDTHS UNDER 4"



Options			
-GK Flange Gasket	-GN Neck Gasket	-GR Rear Gasket	
-SF Supplied w/ sub frame	-DS Debris (Bird) Screen	-IS Insect Screen	-FB Fixed Blades 0 degrees

Panel Option for T-bar lay-in Ceiling

	Steel (WxH)	Aluminum (WxH)
<input type="checkbox"/>	-X1212	-Y1212
<input type="checkbox"/>	-X1224	-Y1224
<input type="checkbox"/>	-X2412	-Y2412
<input type="checkbox"/>	-X2424	-Y2424
<input type="checkbox"/>	-X2448	-Y2448
<input type="checkbox"/>	-X4824	-Y4824
<input type="checkbox"/>	-X2020	-Y2020

No fastening options available

Fastening Method				
-1 No Fastening	-2 Spring clip	-3 Screw holes (Standard)	-4 Concealed	-6 Adhesive tape

Finish				
<input type="checkbox"/> /W White (default)	<input type="checkbox"/> /B Brushed Aluminum	<input type="checkbox"/> /M Mill Finish	<input type="checkbox"/> /L Brushed & Lacquered	<input type="checkbox"/> /C Custom (Please Specify)



Schedule type: _____

Job: _____

Architect: _____

Engineer: _____

Contractor: _____