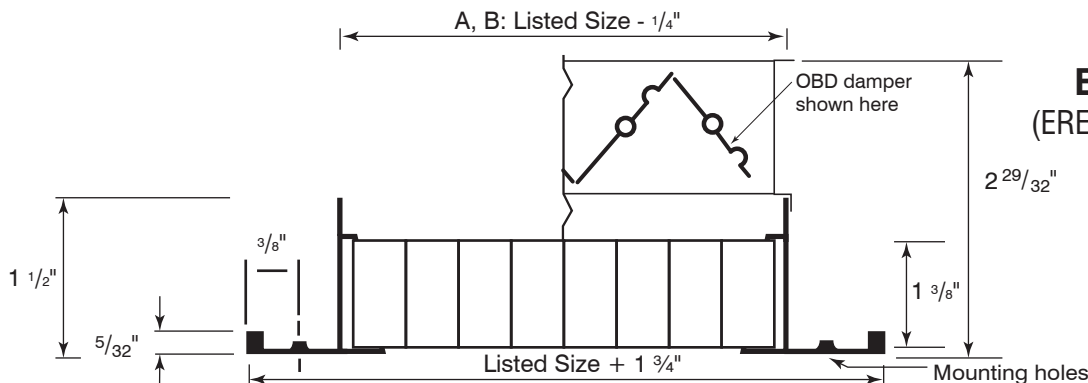


Eggcrate Return Grille for Surface Mount

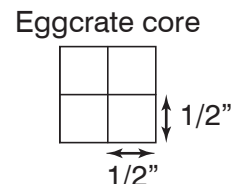
- Material:** All aluminium construction.
- Mounting:** Drywall or any surface mounting.
Countersunk mounting holes on frame.
- Grid core:** Aluminum 1/2" x 1/2" x 1".



- ERE1** (without OBD damper) **ERE17** (with OBD damper)



ERE / ERE7
(ERE 2424 shown here)

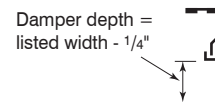
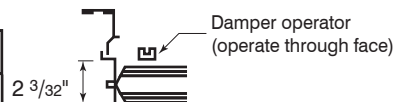


Size limits	Width A		Height B	
	in	mm	in	mm
Minimum	4	102	4	102
Maximum	48	1219	48	1219

#7 STEEL DAMPER FURNISHED ON LISTED WIDTHS OF 4" AND OVER (for 1" increments only)

#9 STEEL DAMPER FURNISHED ON LISTED WIDTHS UNDER 4"

Options				
<input type="checkbox"/> -GK	<input type="checkbox"/> -GN	<input type="checkbox"/> -GR		
Flange Gasket	Neck Gasket	Rear Gasket		
<input type="checkbox"/> -SF	<input type="checkbox"/> -DS	<input type="checkbox"/> -IS	<input type="checkbox"/> -HB	<input type="checkbox"/> -FB
Supplied w/ sub frame	Debris (Bird) Screen	Insect Screen	Hemmed bracket for -4 option	Fixed Blades 0 degrees



Finish				
<input type="checkbox"/> /W	<input type="checkbox"/> /B	<input type="checkbox"/> /M	<input type="checkbox"/> /L	<input type="checkbox"/> /C Custom (Please Specify)
White (default)	Brushed Aluminium	Mill Finish	Brushed and Lacquered	

Panel Option for T-bar lay-in Ceiling

	Steel (WxH)	Aluminum (WxH)
	<input type="checkbox"/> -X1212	<input type="checkbox"/> -Y1212
	<input type="checkbox"/> -X1224	<input type="checkbox"/> -Y1224
	<input type="checkbox"/> -X2412	<input type="checkbox"/> -Y2412
	<input type="checkbox"/> -X2424	<input type="checkbox"/> -Y2424
	<input type="checkbox"/> -X2448	<input type="checkbox"/> -Y2448
	<input type="checkbox"/> -X4824	<input type="checkbox"/> -Y4824
	<input type="checkbox"/> -X2020	<input type="checkbox"/> -Y2020
	No fastening options available	

Fastening Method

<input type="checkbox"/> -1 No Fastening	<input type="checkbox"/> -2 Spring clip	<input type="checkbox"/> -3 Screw holes (Standard)	<input type="checkbox"/> -4 Concealed See -HB option	<input type="checkbox"/> -6 Adhesive tape
--	---	--	---	---

Schedule type: _____

Job: _____

Architect: _____

Engineer: _____

Contractor: _____