

### Round Double Deflection Grille

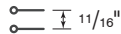
**Material:** Heavy gauge aluminum, roll-formed fins.

**Finish:** Powder paint coating - white.

**Mounting:** Surface mounting.  
Countersunk mounting holes on frame.

#### Fin spacing


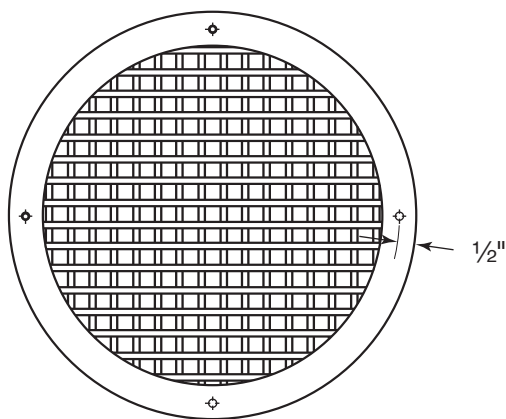
**GAR21** (Default)



**GAR22**



**GAR23**



✓	Model #	Duct Size
	GAR2 06	6"
	GAR2 08	8"
	GAR2 10	10"
	GAR2 12	12"
	GAR2 14	14"
	GAR2 16	16"
	GAR2 18	18"
	GAR2 20	20"
	GAR2 22	22"
	GAR2 24	24"

Finish	
<input type="checkbox"/> /W White (Default)	<input type="checkbox"/> /C Custom (Please Specify) _____



Schedule type: \_\_\_\_\_

Job: \_\_\_\_\_

Architect: \_\_\_\_\_

Engineer: \_\_\_\_\_

Contractor: \_\_\_\_\_